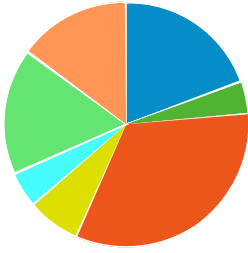


# Report

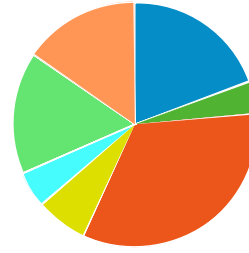
Consumer Expenditures Report (10mile radius aroundLat: 41.24615 Lng: -81.35094)

## Apparel(2018)



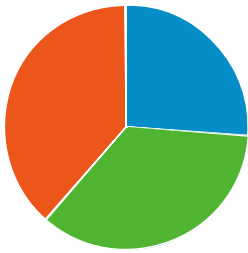
	\$ PER HOUSEHOLD	TOTAL \$000'S
<b>Total</b>	<b>\$2,395</b>	<b>\$253,777</b>
Men's Apparel	\$462	\$48,995
Boys' Apparel	\$102	\$10,891
Women's Apparel	\$793	\$84,118
Girls' Apparel	\$165	\$17,544
Infants Apparel	\$114	\$12,080
Footwear	\$400	\$42,465
Apparel Services and Accessories	\$355	\$37,684

## Apparel(2023)



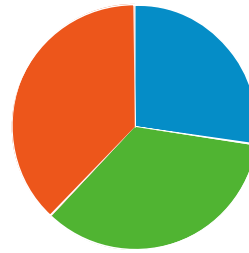
	\$ PER HOUSEHOLD	TOTAL \$000'S
<b>Total</b>	<b>\$2,796</b>	<b>\$298,996</b>
Men's Apparel	\$539	\$57,664
Boys' Apparel	\$119	\$12,797
Women's Apparel	\$930	\$99,502
Girls' Apparel	\$192	\$20,590
Infants Apparel	\$132	\$14,172
Footwear	\$450	\$48,160
Apparel Services and Accessories	\$431	\$46,113

## Entertainment(2018)



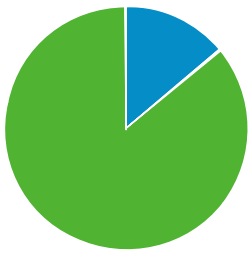
	\$ PER HOUSEHOLD	TOTAL \$000'S
<b>Total</b>	<b>\$3,866</b>	<b>\$409,638</b>
Fees And Admissions	\$1,013	\$107,375
Video And Audio Equipment	\$1,360	\$144,189
Recreational Equipment And Supplies	\$1,491	\$158,073

## Entertainment(2023)



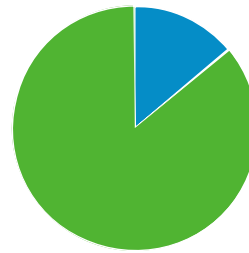
	\$ PER HOUSEHOLD	TOTAL \$000'S
<b>Total</b>	<b>\$4,512</b>	<b>\$482,499</b>
Fees And Admissions	\$1,235	\$132,115
Video And Audio Equipment	\$1,564	\$167,273
Recreational Equipment And Supplies	\$1,712	\$183,111

## Education(2018)



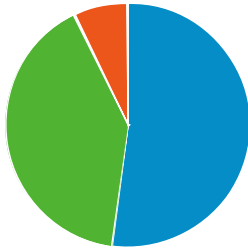
	\$ PER HOUSEHOLD	TOTAL \$000'S
<b>Total</b>	<b>\$2,722</b>	<b>\$288,426</b>
Books And Supplies	\$381	\$40,374
Tuition	\$2,341	\$248,052

## Education(2023)



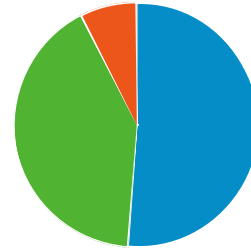
	\$ PER HOUSEHOLD	TOTAL \$000'S
<b>Total</b>	<b>\$3,347</b>	<b>\$357,920</b>
Books And Supplies	\$468	\$50,087
Tuition	\$2,879	\$307,832

**Food and Beverages(2018)**



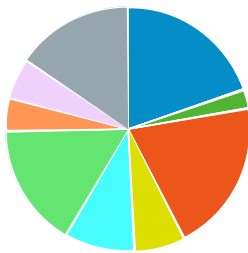
	\$ PER HOUSEHOLD	TOTAL \$000'S
<b>Total</b>	<b>\$9,826</b>	<b>\$1,041,163</b>
<b>Food At Home</b>	<b>\$5,121</b>	<b>\$542,644</b>
<b>Food Away From Home</b>	<b>\$3,995</b>	<b>\$423,340</b>
<b>Alcoholic Beverages</b>	<b>\$709</b>	<b>\$75,179</b>

**Food and Beverages(2023)**



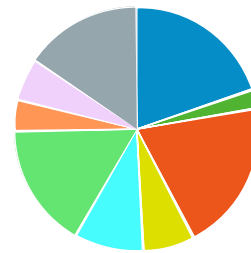
	\$ PER HOUSEHOLD	TOTAL \$000'S
<b>Total</b>	<b>\$11,256</b>	<b>\$1,203,536</b>
<b>Food At Home</b>	<b>\$5,761</b>	<b>\$616,025</b>
<b>Food Away From Home</b>	<b>\$4,647</b>	<b>\$496,885</b>
<b>Alcoholic Beverages</b>	<b>\$847</b>	<b>\$90,626</b>

**Gifts(2018)**



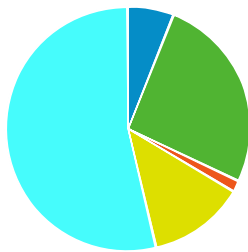
	\$ PER HOUSEHOLD	TOTAL \$000'S
<b>Total</b>	<b>\$1,804</b>	<b>\$191,193</b>
<b>Gifts Of Apparel</b>	<b>\$357</b>	<b>\$37,871</b>
<b>Gifts Of Apparel Accessories</b>	<b>\$45</b>	<b>\$4,833</b>
<b>Gifts Of Education</b>	<b>\$362</b>	<b>\$38,387</b>
<b>Gifts Of Recreation</b>	<b>\$122</b>	<b>\$13,009</b>
<b>Gifts Of Food And Beverages</b>	<b>\$167</b>	<b>\$17,713</b>
<b>Gifts Of Household Furnishings And Equipment</b>	<b>\$294</b>	<b>\$31,209</b>
<b>Gifts Of Household</b>	<b>\$76</b>	<b>\$8,063</b>
<b>Gifts Of Transportation</b>	<b>\$99</b>	<b>\$10,541</b>
<b>Gifts Elsewhere Unspecified</b>	<b>\$279</b>	<b>\$29,566</b>

**Gifts(2023)**



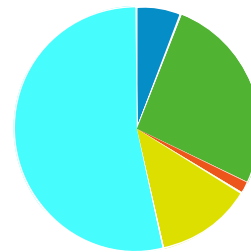
	\$ PER HOUSEHOLD	TOTAL \$000'S
<b>Total</b>	<b>\$2,192</b>	<b>\$234,404</b>
<b>Gifts Of Apparel</b>	<b>\$433</b>	<b>\$46,379</b>
<b>Gifts Of Apparel Accessories</b>	<b>\$55</b>	<b>\$5,921</b>
<b>Gifts Of Education</b>	<b>\$439</b>	<b>\$46,977</b>
<b>Gifts Of Recreation</b>	<b>\$149</b>	<b>\$15,951</b>
<b>Gifts Of Food And Beverages</b>	<b>\$202</b>	<b>\$21,681</b>
<b>Gifts Of Household Furnishings And Equipment</b>	<b>\$358</b>	<b>\$38,295</b>
<b>Gifts Of Household</b>	<b>\$92</b>	<b>\$9,843</b>
<b>Gifts Of Transportation</b>	<b>\$121</b>	<b>\$13,038</b>
<b>Gifts Elsewhere Unspecified</b>	<b>\$339</b>	<b>\$36,319</b>

**Household Furnishings(2018)**



	\$ PER HOUSEHOLD	TOTAL \$000'S
<b>Total</b>	<b>\$2,409</b>	<b>\$255,341</b>
<b>Household Textiles</b>	<b>\$145</b>	<b>\$15,444</b>
<b>Furniture</b>	<b>\$627</b>	<b>\$66,439</b>
<b>Floor Coverings</b>	<b>\$36</b>	<b>\$3,869</b>

**Household Furnishings(2023)**



	\$ PER HOUSEHOLD	TOTAL \$000'S
<b>Total</b>	<b>\$2,833</b>	<b>\$302,944</b>
<b>Household Textiles</b>	<b>\$168</b>	<b>\$18,062</b>
<b>Furniture</b>	<b>\$743</b>	<b>\$79,453</b>
<b>Floor Coverings</b>	<b>\$44</b>	<b>\$4,782</b>

Major Appliances	\$309	\$32,739
Housewares And Small Appliances	\$1,291	\$136,850

Major Appliances	\$362	\$38,740
Housewares And Small Appliances	\$1,514	\$161,907

### Shelter(2018)



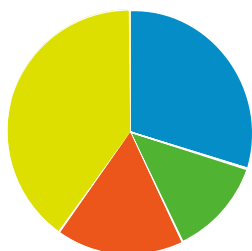
	\$ PER HOUSEHOLD	TOTAL \$000'S
<b>Total</b>	<b>\$14,168</b>	<b>\$1,501,216</b>
Mortgage Interest	\$4,981	\$527,757
Property Taxes	\$2,797	\$296,355
Miscellaneous Owned Dwelling Costs	\$1,785	\$189,206
Rental Costs	\$3,456	\$366,261
Other Lodging	\$1,148	\$121,638

### Shelter(2023)



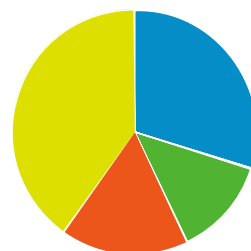
	\$ PER HOUSEHOLD	TOTAL \$000'S
<b>Total</b>	<b>\$16,531</b>	<b>\$1,767,535</b>
Mortgage Interest	\$5,893	\$630,149
Property Taxes	\$3,340	\$357,201
Miscellaneous Owned Dwelling Costs	\$2,097	\$224,294
Rental Costs	\$3,770	\$403,149
Other Lodging	\$1,428	\$152,741

### Household Operations(2018)



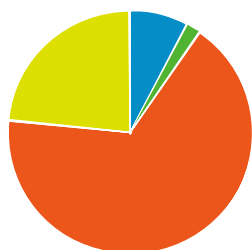
	\$ PER HOUSEHOLD	TOTAL \$000'S
<b>Total</b>	<b>\$2,051</b>	<b>\$217,386</b>
Babysitting And Elderly Care	\$613	\$64,991
Household Services	\$268	\$28,419
Alimony And Child Support	\$346	\$36,731
Household Supplies	\$823	\$87,245

### Household Operations(2023)



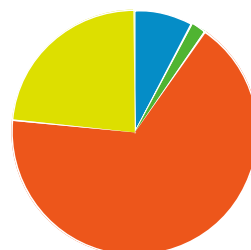
	\$ PER HOUSEHOLD	TOTAL \$000'S
<b>Total</b>	<b>\$2,469</b>	<b>\$264,034</b>
Babysitting And Elderly Care	\$738	\$78,946
Household Services	\$322	\$34,468
Alimony And Child Support	\$417	\$44,674
Household Supplies	\$990	\$105,946

### Personal Care(2018)



	\$ PER HOUSEHOLD	TOTAL \$000'S
<b>Total</b>	<b>\$882</b>	<b>\$93,541</b>
Hair Care	\$68	\$7,269
Electric Personal Care Appliances	\$17	\$1,843
Personal Care Services	\$590	\$62,587

### Personal Care(2023)



	\$ PER HOUSEHOLD	TOTAL \$000'S
<b>Total</b>	<b>\$1,020</b>	<b>\$109,138</b>
Hair Care	\$79	\$8,484
Electric Personal Care Appliances	\$20	\$2,154
Personal Care Services	\$682	\$73,015

Utilities(2018)



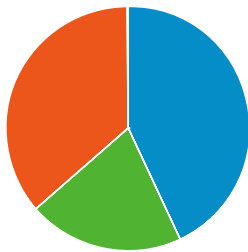
	\$ PER HOUSEHOLD	TOTAL \$000'S
<b>Total</b>	<b>\$4,948</b>	<b>\$524,258</b>
<span style="color:blue">■</span> Natural Gas	\$535	\$56,687
<span style="color:green">■</span> Electricity	\$1,863	\$197,423
<span style="color:red">■</span> Fuel Oil And Other Fuels	\$181	\$19,185
<span style="color:yellow">■</span> Telephone Service	\$1,686	\$178,648
<span style="color:cyan">■</span> Other Utilities	\$682	\$72,315

Utilities(2023)



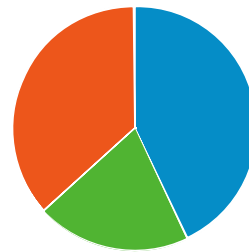
	\$ PER HOUSEHOLD	TOTAL \$000'S
<b>Total</b>	<b>\$5,607</b>	<b>\$599,514</b>
<span style="color:blue">■</span> Natural Gas	\$612	\$65,499
<span style="color:green">■</span> Electricity	\$2,102	\$224,801
<span style="color:red">■</span> Fuel Oil And Other Fuels	\$205	\$21,960
<span style="color:yellow">■</span> Telephone Service	\$1,908	\$204,044
<span style="color:cyan">■</span> Other Utilities	\$778	\$83,210

Reading(2018)



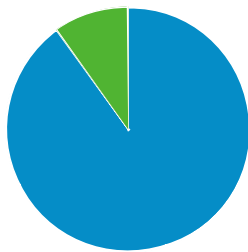
	\$ PER HOUSEHOLD	TOTAL \$000'S
<b>Total</b>	<b>\$152</b>	<b>\$16,197</b>
<span style="color:blue">■</span> Newspapers	\$65	\$6,949
<span style="color:green">■</span> Magazines	\$31	\$3,321
<span style="color:red">■</span> Books	\$55	\$5,927

Reading(2023)



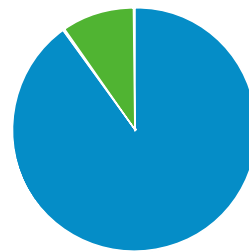
	\$ PER HOUSEHOLD	TOTAL \$000'S
<b>Total</b>	<b>\$178</b>	<b>\$19,050</b>
<span style="color:blue">■</span> Newspapers	\$76	\$8,178
<span style="color:green">■</span> Magazines	\$36	\$3,905
<span style="color:red">■</span> Books	\$65	\$6,967

Tobacco(2018)



	\$ PER HOUSEHOLD	TOTAL \$000'S
<b>Total</b>	<b>\$383</b>	<b>\$40,673</b>
<span style="color:blue">■</span> Cigarettes	\$345	\$36,603
<span style="color:green">■</span> Other Tobacco Products	\$38	\$4,070

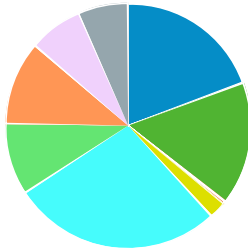
Tobacco(2023)



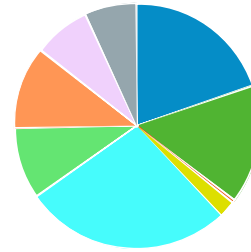
	\$ PER HOUSEHOLD	TOTAL \$000'S
<b>Total</b>	<b>\$418</b>	<b>\$44,711</b>
<span style="color:blue">■</span> Cigarettes	\$376	\$40,236
<span style="color:green">■</span> Other Tobacco Products	\$41	\$4,475

Transportation(2018)

Transportation(2023)

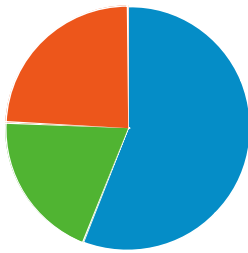


	\$ PER HOUSEHOLD	TOTAL \$000'S
<b>Total</b>	<b>\$12,714</b>	<b>\$1,347,128</b>
<b>New Vehicle Purchase</b>	<b>\$2,458</b>	<b>\$260,441</b>
<b>Used Vehicle Purchase</b>	<b>\$2,063</b>	<b>\$218,615</b>
<b>Motorcycles (New And Used)</b>	<b>\$51</b>	<b>\$5,482</b>
<b>Vehicle Finance Charges</b>	<b>\$284</b>	<b>\$30,164</b>
<b>Gasoline And Oil</b>	<b>\$3,512</b>	<b>\$372,146</b>
<b>Vehicle Repair And Maintenance</b>	<b>\$1,200</b>	<b>\$127,199</b>
<b>Vehicle Insurance</b>	<b>\$1,400</b>	<b>\$148,338</b>
<b>Public Transportation</b>	<b>\$903</b>	<b>\$95,722</b>
<b>Other Transportation Costs</b>	<b>\$840</b>	<b>\$89,022</b>



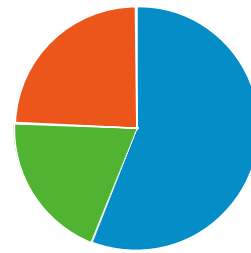
	\$ PER HOUSEHOLD	TOTAL \$000'S
<b>Total</b>	<b>\$14,519</b>	<b>\$1,552,351</b>
<b>New Vehicle Purchase</b>	<b>\$2,861</b>	<b>\$305,962</b>
<b>Used Vehicle Purchase</b>	<b>\$2,278</b>	<b>\$243,617</b>
<b>Motorcycles (New And Used)</b>	<b>\$56</b>	<b>\$6,020</b>
<b>Vehicle Finance Charges</b>	<b>\$320</b>	<b>\$34,264</b>
<b>Gasoline And Oil</b>	<b>\$3,954</b>	<b>\$422,777</b>
<b>Vehicle Repair And Maintenance</b>	<b>\$1,369</b>	<b>\$146,414</b>
<b>Vehicle Insurance</b>	<b>\$1,587</b>	<b>\$169,714</b>
<b>Public Transportation</b>	<b>\$1,095</b>	<b>\$117,116</b>
<b>Other Transportation Costs</b>	<b>\$995</b>	<b>\$106,467</b>

#### Health Care(2018)



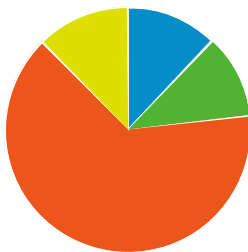
	\$ PER HOUSEHOLD	TOTAL \$000'S
<b>Total</b>	<b>\$5,310</b>	<b>\$562,624</b>
<b>Health Care Insurance</b>	<b>\$2,972</b>	<b>\$314,965</b>
<b>Health Care Services</b>	<b>\$1,049</b>	<b>\$111,231</b>
<b>Health Care Supplies And Equipment</b>	<b>\$1,287</b>	<b>\$136,429</b>

#### Health Care(2023)



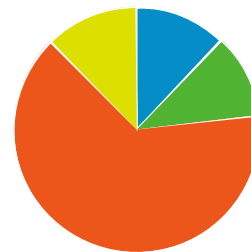
	\$ PER HOUSEHOLD	TOTAL \$000'S
<b>Total</b>	<b>\$6,031</b>	<b>\$644,874</b>
<b>Health Care Insurance</b>	<b>\$3,375</b>	<b>\$360,929</b>
<b>Health Care Services</b>	<b>\$1,191</b>	<b>\$127,417</b>
<b>Health Care Supplies And Equipment</b>	<b>\$1,464</b>	<b>\$156,527</b>

#### Miscellaneous Expenses(2018)



	\$ PER HOUSEHOLD	TOTAL \$000'S
<b>Total</b>	<b>\$988</b>	<b>\$104,755</b>
<b>Legal And Accounting</b>	<b>\$119</b>	<b>\$12,665</b>
<b>Funeral And Cemetery</b>	<b>\$110</b>	<b>\$11,658</b>
<b>Finance Charges Excluding Mortgage And Vehicle</b>	<b>\$636</b>	<b>\$67,438</b>
<b>Other Miscellaneous Expenses</b>	<b>\$122</b>	<b>\$12,994</b>

#### Miscellaneous Expenses(2023)



	\$ PER HOUSEHOLD	TOTAL \$000'S
<b>Total</b>	<b>\$1,135</b>	<b>\$121,409</b>
<b>Legal And Accounting</b>	<b>\$137</b>	<b>\$14,690</b>
<b>Funeral And Cemetery</b>	<b>\$126</b>	<b>\$13,577</b>
<b>Finance Charges Excluding Mortgage And Vehicle</b>	<b>\$730</b>	<b>\$78,089</b>
<b>Other Miscellaneous Expenses</b>	<b>\$140</b>	<b>\$15,053</b>

Personal Insurance(2018)		
	\$ PER HOUSEHOLD	TOTAL \$000'S
		\$539

Personal Insurance(2023)		
	\$ PER HOUSEHOLD	TOTAL \$000'S
		\$654

Contributions(2018)		
	\$ PER HOUSEHOLD	TOTAL \$000'S
		\$3,255

Contributions(2023)		
	\$ PER HOUSEHOLD	TOTAL \$000'S
		\$4,032

Retail Potential(2018)		
	\$ PER HOUSEHOLD	TOTAL \$000'S
Other Health and Personal Care Stores	\$110	\$11,760
Gasoline Stations with Convenience Stores	\$2,884	\$305,564
Gasoline Stations without Convenience Stores	\$1,500	\$158,962
Men's Clothing Stores	\$93	\$9,871
Women's Clothing Stores	\$249	\$26,385
Childrens' and Infant's Clothing Stores	\$86	\$9,114
Family Clothing Stores	\$440	\$46,626
Clothing Accessory Stores	\$17	\$1,877
Other Apparel Stores	\$67	\$7,129
Shoe Stores	\$222	\$23,563
Jewelry Stores	\$128	\$13,604
Luggage Stores	\$1	\$190
Sporting Goods Stores	\$249	\$26,455
Hobby, Toy, and Game Stores	\$128	\$13,600
Sewing and Needlecraft Stores	\$21	\$2,247
Musical Instrument Stores	\$59	\$6,326
Book Stores	\$223	\$23,675
Record,Tape,and CD Stores	\$115	\$12,208
Department Stores	\$2,312	\$245,031
Warehouse Superstores	\$1,012	\$107,281
Other General Merchandise Stores	\$299	\$31,733
Florists	\$30	\$3,252
Office and Stationary Stores	\$127	\$13,498
Gift and Souvenir Stores	\$107	\$11,345
Used Merchandise Stores	\$59	\$6,297
Pet and Pet Supply Stores	\$266	\$28,218
Art Dealers	\$17	\$1,837
Mobile Home Dealers	\$0	\$91
Other Miscellaneous Retail Stores	\$94	\$9,987
Mail Order and Catalog Stores	\$908	\$96,236
Vending Machines	\$94	\$9,974
Fuel Dealers	\$251	\$26,679
Other Direct Selling Establishments	\$166	\$17,605
Hotels and Other Travel Accommodations	\$231	\$24,509
RV Parks	\$2	\$307
Rooming and Boarding Houses	\$1	\$168
Full Service Restaurants	\$1,579	\$167,337
Limited Service Restaurants	\$1,586	\$168,064
Special Food Services and Catering	\$265	\$28,146
Drinking Places	\$125	\$13,287



